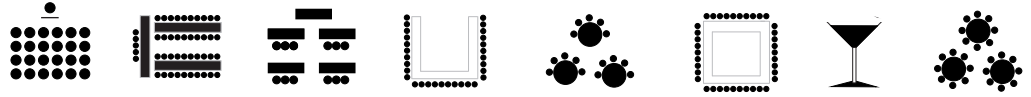


# Club A-E



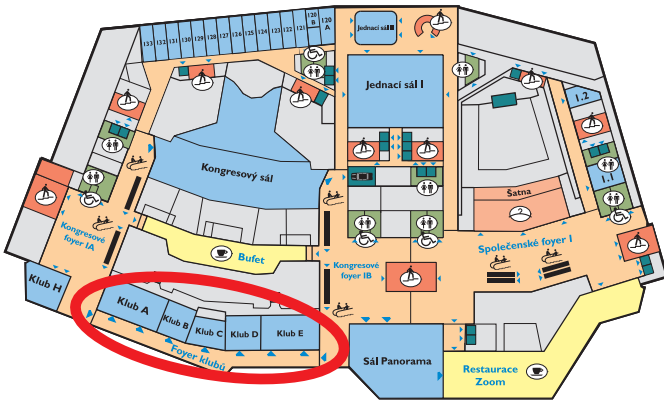
Club A	170	170	100	46	74/54*	54	160	70
Club B	70	48	40	28	38/28*	32	80	40
Club C	70	48	40	28	38/28*	32	75	40
Club D	70	48	40	28	38/28*	32	80	40
Club E	170	170	100	46	74/54*	54	160	70

\*rectangular / round tables

These spaces are ideal for workshops, smaller conferences, courses, company presentations and gastronomic events. Clubs A to E can also be joined to form one large space.

Technical Parameters	Club A	Club B	Club C	Club D	Club E
Floor	1	1	1	1	1
Exhibition area	144 m <sup>2</sup>	64 m <sup>2</sup>	60 m <sup>2</sup>	64 m <sup>2</sup>	144 m <sup>2</sup>
Total area	184.5 m <sup>2</sup>	90 m <sup>2</sup>	80,8 m <sup>2</sup>	90 m <sup>2</sup>	184.5 m <sup>2</sup>
Width	18.4 m	9 m	8,2 m	9 m	18.4 m
Length	10 m	10 m	10 m	10 m	10 m
Height	3.45 m	3.45 m	3.45 m	3.45 m	3.45 m
Max. load capacity	400 kg/m <sup>2</sup>	400 kg/m <sup>2</sup>	400 kg/m <sup>2</sup>	400 kg/m <sup>2</sup>	400 kg/m <sup>2</sup>
Daylight	yes	yes	yes	yes	yes
Dimmer switches	no	no	no	no	no
Blackout	yes	yes	yes	yes	yes
Flooring	Carpet	carpet	carpet	carpet	carpet
Number of entrances and dimensions	2 x 1.75 m (w)x 2.1 m(h) 1 x 1.75 m(w)x 2.1 m (h) 1 x 1.75 m(w)x 2.1 m (h) 1 x 1.75 m(w)x 2.1 m (h) 1 x 1.75 m(w) x 2.1 m (h)				
Electric power	1 x 3 phase, 380V/32A 1 x 3 phase, 380V/32A 1 x 3 phase, 380V/32A 1 x 3 phase, 380V/32A 1 x 3 phase,380V/32A 1 x 1phase, 220V/16A 1 x 1phase, 220V/16A 1 x 1 phase, 220V/16A 1 x 1 phase, 220V/16A 1 x 1 phase, 220V/16A				
Adjustable dimensions	possible to connect clubs A - E				

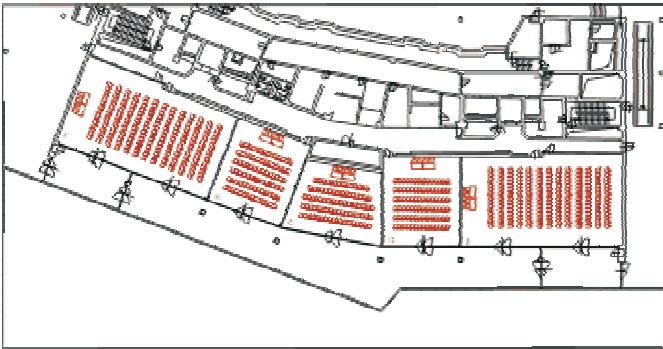
# Map



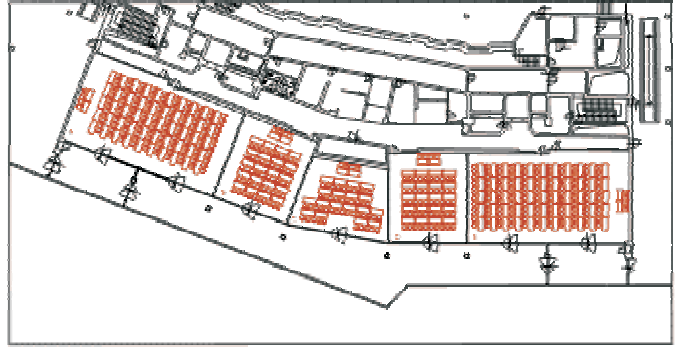
## Room layouts

Plans are only illustrative. Please see Capacity Plan for exact number of seats.

Theatre



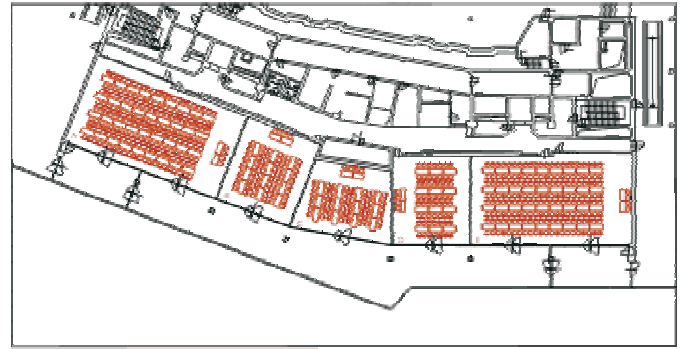
School



"U"



Council



Hollow Square

